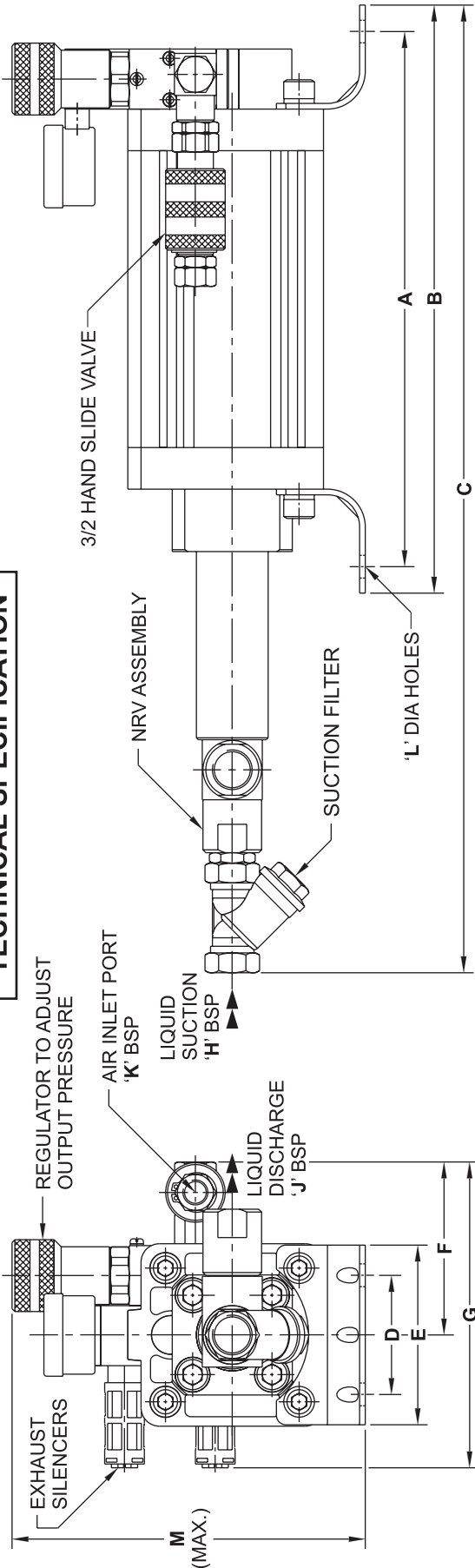




# TECHNICAL SPECIFICATIONS



## TECHNICAL SPECIFICATION



MODEL No.	RATIO	OUTPUT PRESSURE AT 5kg/cm <sup>2</sup>	A	B	C	D	E	F	G	H BSP	J BSP	K BSP	Ø L	M	NRV MODEL
A80-10	64	320	283	311	430	63	95	81.50	165	1/2"	1/2"	1/4"	12	201	HP2
A80-14	32	160	283	311	530	63	95	81.50	165	1/2"	1/2"	1/4"	12	201	LP3
A80-16	25	125	283	311	530	63	95	81.50	165	1/2"	1/2"	1/4"	12	201	LP3
A80-20	16	80	283	311	530	63	95	81.50	165	1/2"	1/2"	1/4"	12	201	LP3
A80-28	8	40	283	311	530	63	95	81.50	165	1/2"	1/2"	1/4"	12	201	LP3
A80-32	6.25	31	283	311	530	63	95	81.50	165	1/2"	1/2"	1/4"	12	201	LP3
A100-10	100	500	283	311	430	75	114	81.50	165	1/2"	1/2"	1/4"	14	201	HP2
A100-14	51	255	283	311	530	75	114	81.50	165	1/2"	1/2"	1/4"	14	201	LP3
A100-16	39	195	283	311	530	75	114	81.50	165	1/2"	1/2"	1/4"	14	201	LP3
A100-20	25	125	283	311	530	75	114	81.50	165	1/2"	1/2"	1/4"	14	201	LP3
A100-28	12.75	64	283	311	530	75	114	81.50	165	1/2"	1/2"	1/4"	14	201	LP3
A100-32	9.75	49	283	311	530	75	114	81.50	165	1/2"	1/2"	1/4"	14	201	LP3
A100-40	6.25	31	301	329	548	75	114	81.50	165	3/4"	3/4"	1/4"	14	201	HF2
A100-56	3	15	301	329	548	75	114	81.50	165	3/4"	3/4"	1/4"	14	201	HF2
A160-16	100	500	335	385	482	115	180	169	216	3/4"	1/2"	1/2"	18	259	HP2
A160-20	64	320	335	385	482	115	180	169	216	3/4"	1/2"	1/2"	18	259	HP2
A160-28	32	160	335	385	572	115	180	169	216	3/4"	1/2"	1/2"	18	259	LP3
A160-32	25	125	335	385	572	115	180	169	216	3/4"	1/2"	1/2"	18	259	LP3
A160-40	16	80	335	385	482	115	180	169	216	3/4"	3/4"	1/2"	18	259	HF2
A160-56	8	40	335	385	482	115	180	169	216	3/4"	3/4"	1/2"	18	259	HF2
A160-80	10	50	353	403	482	115	180	169	220	3/4"	3/4"	1/2"	18	259	HF2

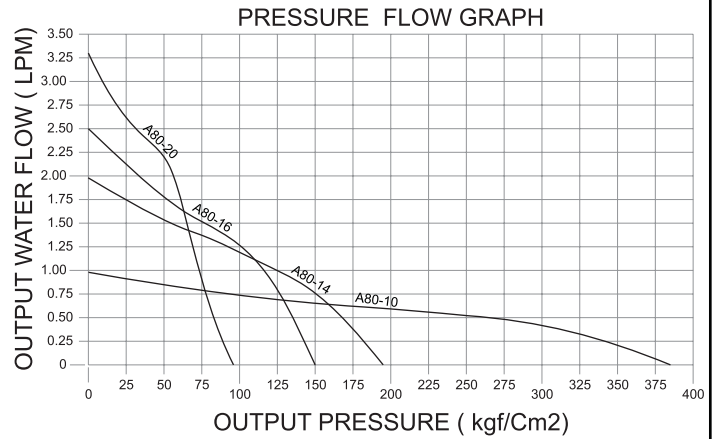
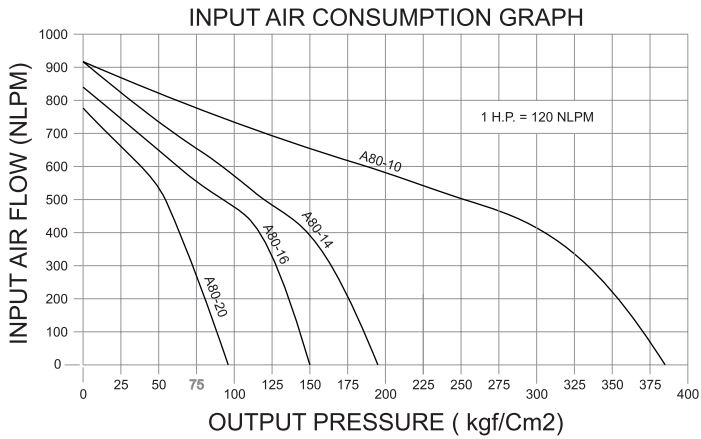
FIG. 5



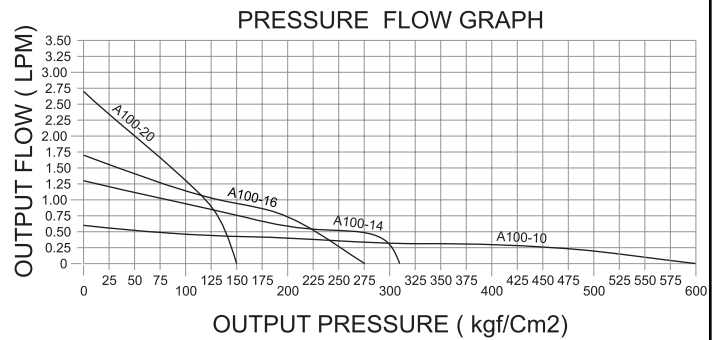
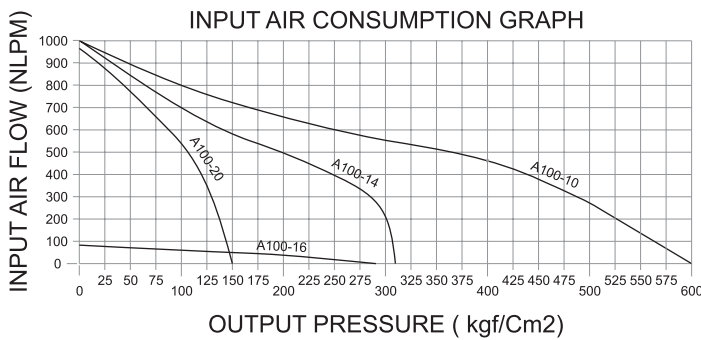
# AIR & WATER FLOW GRAPHS



## A80 PUMPS



## A100 PUMPS



## A160 PUMPS

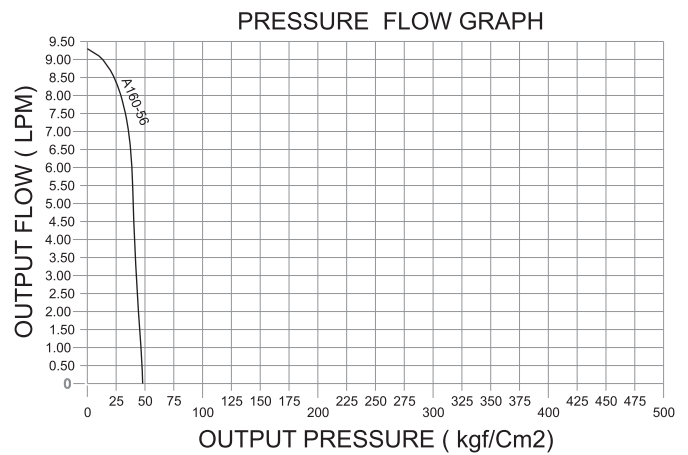
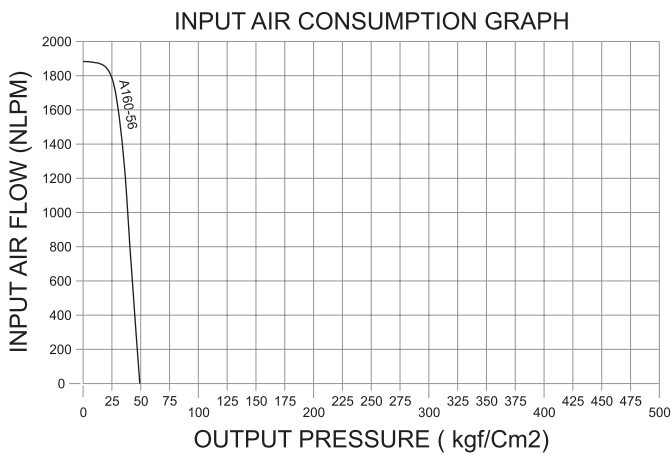


FIG. 6